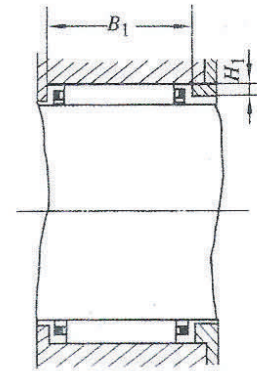
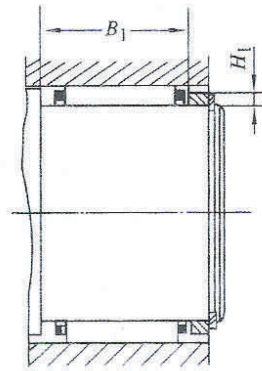
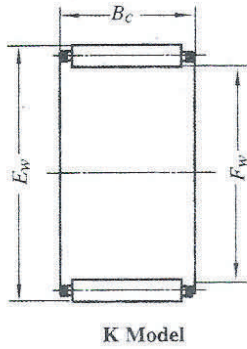




NEEDLE ROLLER BEARING



Fw	Boundary dimensions /mm		Basic load ratings /kN		Limiting speeds /(r/min)		Mass/g				
	Ew	Bc	Cr	Cor	grease	oil	W ≈	K	Model	B ₁	H ₁
14	20	17	12.8	15.5	15000	22000	-	K 14×20×17		17.12	2
15	19	10	6.52	8.58	14000	20000	-	K 15×19×0		10.1	1.4
	19	13	8.62	12.2	14000	20000	-	K 15×19×13		13.12	1.4
	19	17	11.2	11.2	14000	20000	8.8	K 15×19×17		17.12	1.4
	20	10	6.40	7.22	14000	20000	-	K 15×20×10		10.1	1.7
	20	13	8.82	10.8	14000	20000	8.9	K 15×20×13		13.12	1.7
	20	17	11.8	15.8	14000	20000	-	K 15×20×17		17.12	1.7
	21	17	12.8	15.8	14000	20000	-	K 15×21×17		17.12	2
16	20	10	6.78	9.18	13000	19000	5.7	K 16×20×10		10.1	1.4
	20	13	8.98	13.2	13000	19000	7.1	K 16×20×13		13.12	1.4
	20	17	11.5	18.5	13000	19000	9.2	K 16×20×17		17.12	1.4
	22	12	9.25	10.5	13000	19600	-	K 16×22×12		12.1	2
	22	17	13.5	17.2	13000	19000	-	K 16×22×17		17.12	2
17	22	20	16.0	21.2	13000	19000	-	K 16×22×20		20.14	2
	21	10	7.02	9.78	12000	18000	5.8	K 17×21×10		10.1	1.4
	21	13	9.28	14.0	12000	18000	7.5	K 17×21×13		13.12	1.4
	21	17	12.0	19.8	12000	18000	9.5	K 17×21×17		17.12	1.4
	23	17	14.5	18.8	12000	18000	-	K 17×23×17		17.12	2
18	23	20	16.8	23.2	12000	18000	-	K 17×23×20		20.14	2
	22	10	7.25	10.2	11000	17000	6.1	K 18×22×10		10.1	1.4
	22	13	9.60	14.8	11000	17000	7.7	K 18×22×13		13.12	1.4
	22	17	12.5	21.0	11000	17000	11	K 18×22×17		17.12	1.4
	24	17	14.2	19.0	11000	17000	16	K 18×24×17		17.12	2
	24	20	16.8	23.5	11000	17000	19	K 18×24×20		20.14	2
	24	30	24.5	38.2	11000	17000	-	K 18×24×30		30.14	2
20	24	10	7.42	11.0	10000	16000	7.0	K 20×24×10		10.1	1.4
	24	13	9.82	15.8	10000	16000	8.5	K 20×24×13		13.12	1.4
	24	17	12.8	22.2	10000	16000	11	K 20×24×17		17.12	1.4
	26	17	15.8	22.2	10000	16000	18	K 20×26×17		17.12	2
22	26	20	18.5	27.5	10000	16000	20	K 20×26×20		20.14	2
	26	10	7.85	12.2	9500	15000	7.1	K 22×26×10		10.1	1.4
	26	13	10.5	17.5	9500	15000	9.4	K 22×26×13		13.12	1.4